

Literacy Resource

LINC Literacy Addendum – A Support Document for the LINC Literacy Component

The LINC Literacy Addendum, published in 1998, was developed as a support document for the LINC Literacy Component (1997). It provides photocopiable worksheet masters for the LINC literacy instructors to use with literacy learners who need to practice their literacy and numeracy skills through many activities. Co-authored by Nancy L. Hutt and Lynn C. Young, The LINC Literacy Addendum was published in 1998 as a project sponsored by Citizenship and Immigration Canada. The Introduction consists of the following sections:

- Overview of the LINC Literacy Addendum
- Visual Model
- The Five Stages of ESL Literacy
- Outcomes for Literacy Stages 1 and 2: The Foundation Skills
- Relation of Literacy Stages to Literacy Benchmarks and LINC Levels
- Key Classroom Points

The LINC Literacy Addendum Worksheets cover the following 12 themes:

- Housing
- Family Life
- Media
- Education
- Transportation
- Commercial Services
- Canadian Society
- Employment
- Health and Safety
- Canadian Law
- Government and Community Services
- Leisure

The Introduction and each of the 12 themes are viewable as standalone PDF documents. (Given that this resource was originally published as a hard-copy binder, the binder contains all of the 13 parts and comprises a single publication.)

LINC LITERACY ADDENDUM

A SUPPORT DOCUMENT FOR
THE LINC LITERACY COMPONENT

October, 1998

TRANSPORTATION SECTION

Part 6 of 13

CO-AUTHORS

Nancy L. Hutt Lynn C. Young

LAYOUT AND PRODUCTION

Robert S. Miles

SECRETARIAL SUPPORT

Phung Lam

A PROJECT SPONSORED BY CITIZENSHIP AND IMMIGRATION CANADA




Circle the pictures that are the same:





Draw lines to match the pictures:





Trace and copy:

1. van van van _____

2. car car car _____

3. bus bus bus _____

4. bike bike bike _____

5. train train train _____

6. truck truck truck _____



Listen to your teacher and write the letters you hear:

1.



2.



3.



4.



5.



6.

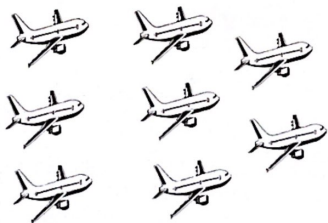





7.






Circle the group that has more:





Circle the word that matches the picture:



car

bus

boat



train

plane

bike



boat

train

plane



van

bus

bike



bus

car

truck



bike

train

van



Cross out the words that do not match the picture:

1.



airplane airport airbus

2.



vat van man

3.



can cat car

4.



bug bus sub

5.



trick track truck

6.



bus bat boat

7.




trip train tree



Write the word in the box with the same shape:

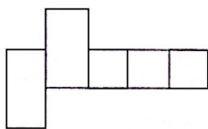
bus



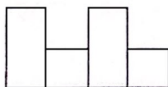
plane




car



train



bike





Fill in the missing letters:

1.



v _ _ n

2.



_ i _ e

3.



_ a r

4.



_ r a i _

5.



a i _ p _ a _ e

6.



b _ a _

7.



t _ u c _

8.



_ a x _



Underline the correct amount:

1.



2¢

3¢

5¢

2.



15¢

20¢

25¢

3.



21¢

31¢

40¢

4.



41¢

45¢

51¢

5.



\$1.26

\$1.30

\$1.35

6.



\$1.50

\$1.25

\$1.10



Circle the sign that is the same:





Draw lines to match the sign to the word:



HOSPITAL



TELEPHONE



WASHROOM





BUS



STOP

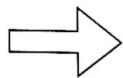


Trace and copy:

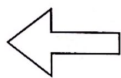




Trace and copy:




right



left



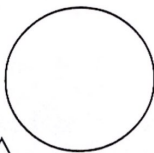

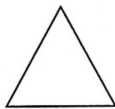
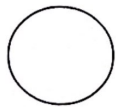
up



down



Cut out the shapes at the bottom of the page. Glue them in the correct set:





Circle the words that are the same:

enter enter

turn near

up down

stop stop

right right

west wet

block black

exit exit

next exit

left south

east east

beside beside

down door

north near

across across

south south



A. Read the conversation with your class:



Excuse me. Where's the library?



It's on King Street.



Is it on the corner?



No, it isn't. It's next to the park.



Thank you.

Cut here and give the conversation back to your teacher.

Cut out the sentences and put the sentence strips in order.



Is it on the corner?

Thank you.

Excuse me. Where's the library?

No, it isn't. It's next to the park.

It's on King Street.





Write these words in the spaces:

1. turn right

--	--	--	--	--	--	--	--	--	--	--	--	--	--	--	--	--	--	--	--

2. next to

--	--	--	--	--	--	--	--	--	--	--	--	--	--	--	--	--	--	--	--

3. block

--	--	--	--	--	--	--	--	--	--	--	--	--	--	--	--	--	--	--	--

4. go straight

--	--	--	--	--	--	--	--	--	--	--	--	--	--	--	--	--	--	--	--

5. north

--	--	--	--	--	--	--	--	--	--	--	--	--	--	--	--	--	--	--	--

6. on the left

--	--	--	--	--	--	--	--	--	--	--	--	--	--	--	--	--	--	--	--

7. south

--	--	--	--	--	--	--	--	--	--	--	--	--	--	--	--	--	--	--	--

8. across from

--	--	--	--	--	--	--	--	--	--	--	--	--	--	--	--	--	--	--	--

9. east

--	--	--	--	--	--	--	--	--	--	--	--	--	--	--	--	--	--	--	--

10. close

--	--	--	--	--	--	--	--	--	--	--	--	--	--	--	--	--	--	--	--

11. on the right

--	--	--	--	--	--	--	--	--	--	--	--	--	--	--	--	--	--	--	--

12. west

--	--	--	--	--	--	--	--	--	--	--	--	--	--	--	--	--	--	--	--



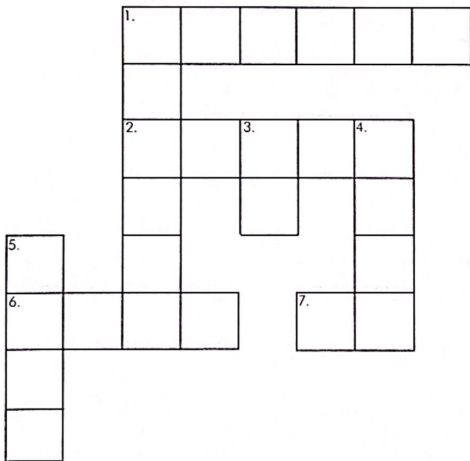
Complete the crossword puzzle:

ACROSS

1. around
2. right
6. east
7. in

DOWN

1. across
3. go
4. turn
5. west





Look at the subtraction problem. Cross out the number of signs you are to take away. Write how many are left:



$$5 - 2 = \underline{3}$$



$$4 - 1 = \underline{\quad}$$




$$5 - 4 = \underline{\quad}$$



$$3 - 2 = \underline{\quad}$$



$$5 - 3 = \underline{\quad}$$



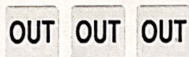
$$6 - 2 = \underline{\quad}$$



$$6 - 4 = \underline{\quad}$$



$$5 - 5 = \underline{\quad}$$





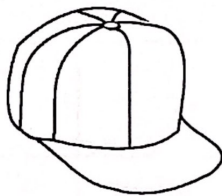
$$3 - 0 = \underline{\quad}$$



$$5 - 1 = \underline{\quad}$$



Colour each picture the colour your teacher tells you.
Then talk about the pictures:





Circle the word that is the same:

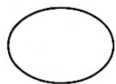
NAME	NAN	MAIN	NAME	MANE
Name	Man	Name	Men	Nan
name	men	nan	new	name

FIRST	FAST	FIRST	FIR	FIRE
First	Fit	Fir	Fire	First
first	fist	fire	first	frost

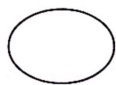
LAST	LEFT	LITTLE	LAST	LAP
Last	Lost	Left	Lap	Last
last	list	last	lost	left



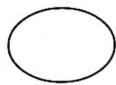
Colour, trace and copy. Your teacher will say the words:



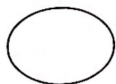
red



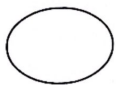
purple



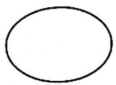
yellow



brown



orange



black



Trace and copy, then say the word:

LOST
LOST
LOST

FOUND
FOUND
FOUND


HELP
HELP
HELP

SAFE
SAFE
SAFE




Write the number on the bus as your teacher says it:

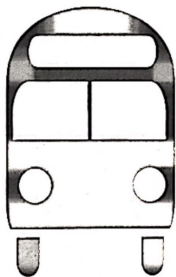
A.




B.




C.




D.



E.



F.





Draw lines to match the pictures to the words:



keys




gloves



binder



umbrella



backpack



glasses



Read the words. Cut out the words. Choose the word that describes the picture:

big

striped

square

small

plain

round

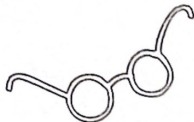















Fill out the form:



LINC TRANSIT COMMISSION

Lost and Found

Date: _____

Name: _____

Address: _____

Article Lost: _____

Bus Number: _____

Time: _____

Signature: _____



Copy the words:



keys



purse



scarf



gloves



cap

1.

2.


3.

4.

5.



Circle a group of ten. How many tens and ones are there? Write the number:



tens	ones

--	--



tens	ones

--	--



tens	ones

--	--



tens	ones

--	--



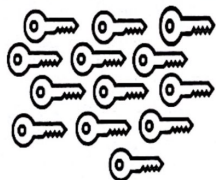
tens	ones

--	--



tens	ones

--	--



tens	ones

--	--



tens	ones

--	--
